

STAFF ROOMS (in Lodge)

sleep up to 16 total

#1 Staff Room

2 – double beds
2 – twin bunk beds
Sink/toilet attached, shower on hall

#2 Staff Room

2 – double beds
2 – twin bunk beds
Sink/toilet attached, shower on hall

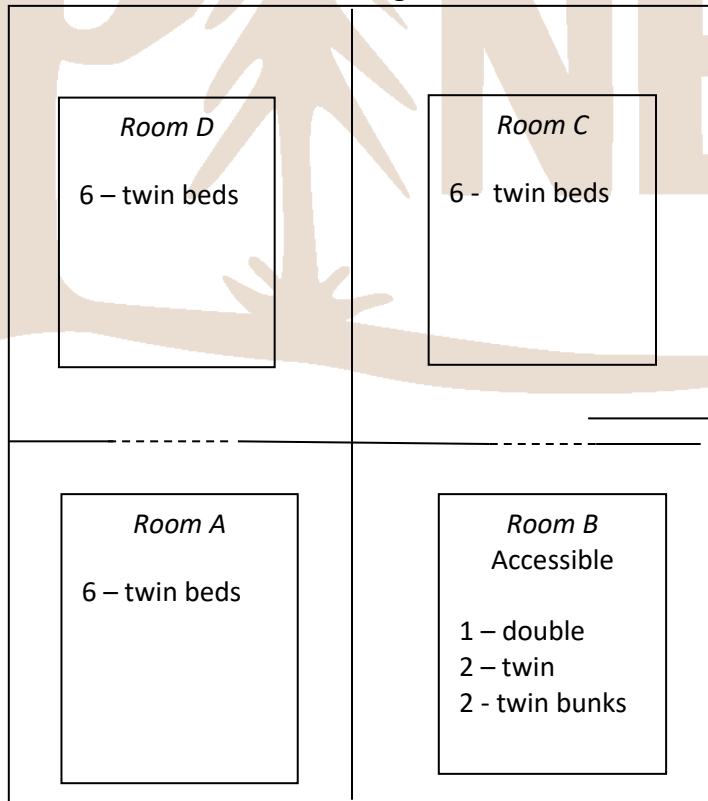
VILLAGE CABINS (closest to Lodge)

sleep up to 52 total

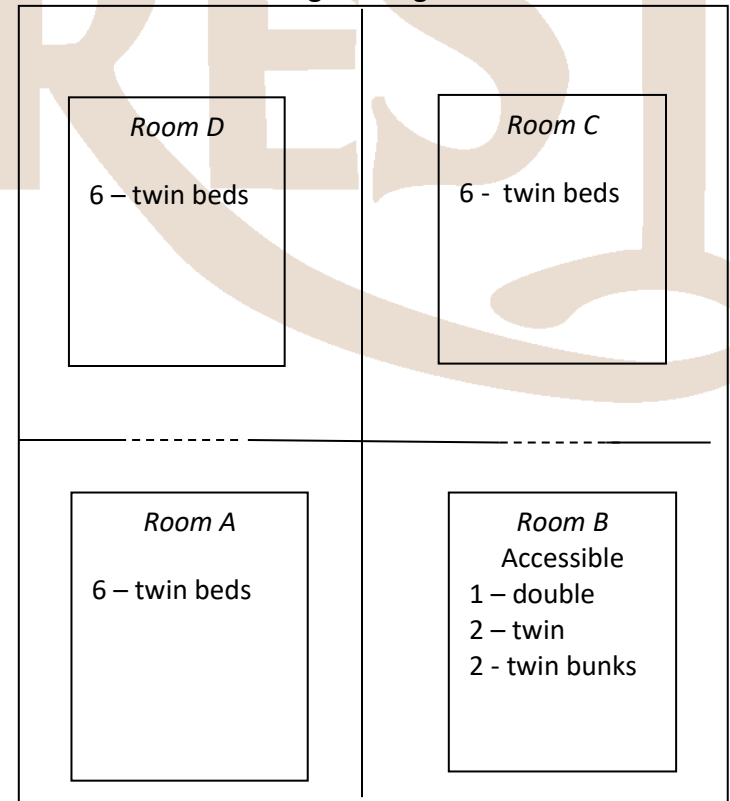
(to right of Lodge)

Shower/sink/toilet in each room

Left Village



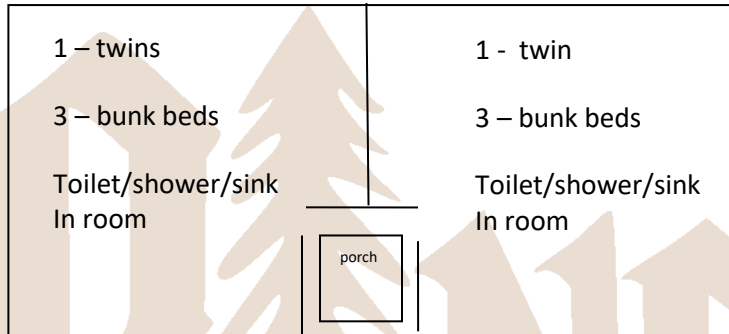
Right Village



CENTRAL CABINS (closest to Katie Cross/Art Hut)
sleep up to 56 total – 7 beds in each room

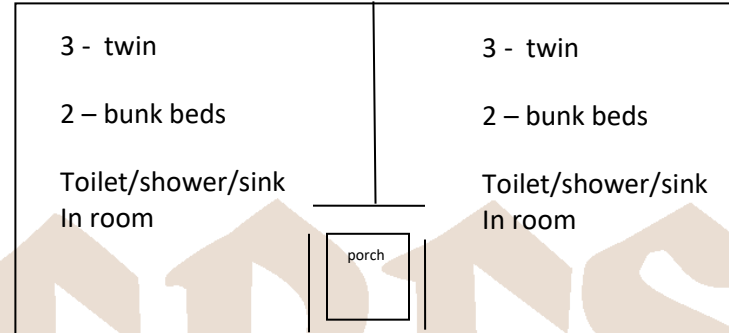
1A

1B



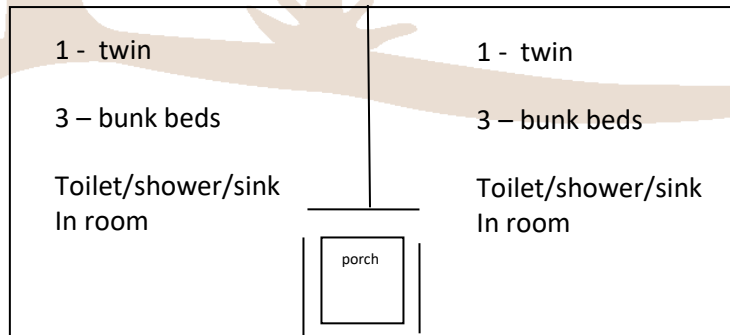
2A

2B



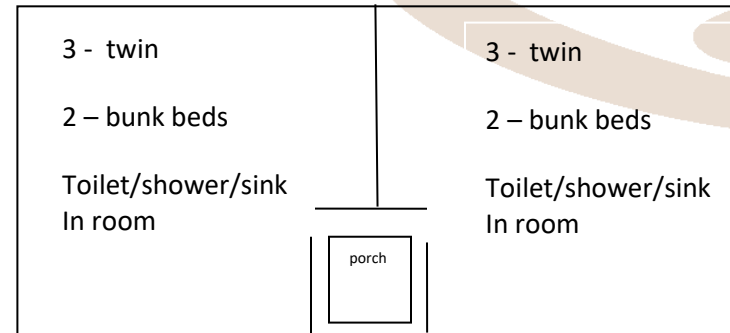
3A

3B



4A

4B



WEST SIDE CABINS (closest to Chapel)

sleep up to 24 total

Cabin 5

1 – Queen 1 – twin Toilet, sink, shower	1 – Queen 1 – twin Toilet, sink, Accessible shower	Common room 2 – 4top tables Sink, refrigerator, microwave, coffee/tea service	1 – Queen 1 – twin Toilet, sink, Accessible shower	1 – Queen 1 – twin Toilet, sink, shower
Porch and deck				

Cabin 6

1 – Queen 1 – twin Toilet, sink, shower	1 – Queen 1 – twin Toilet, sink, bathtub	Common room 2 – 4top tables Sink, refrigerator, microwave, hotplate, dishes, pots/pans, coffee/tea service	1 – Queen 1 – twin Toilet, sink, bathtub	1 – Queen 1 – twin Toilet, sink, bathtub
Porch and deck				